



# PortaSplit



**GERMAN  
DESIGN  
AWARD  
WINNER  
2024**



## TWO INNOVATIONS IN ONE DESIGN

## OUTSTANDING COOLING PERFORMANCE WITHOUT INSTALLATION

Midea PortaSplit works like a split AC. It has a proven cooling capacity of 3.5kW, able to cool down a room in an impressive 15 minutes <sup>[1]</sup>. With its high efficiency (SEER of 6.1), keeping cool and comfortable will only cost 26€ <sup>[2]</sup> in electricity for the entire season.




**High Cooling  
Performance**



**Silent Operation**



**Easy Set-up  
Process**



**Heating Mode**



**Intelligent  
Energy-saving**

[1] Cools down a 15m<sup>2</sup> room in 15 min from 29°C to 24°C. Tested with an outside temperature of 30°C.

[2] Estimated 196 operation hours based on historical weather data and electricity costs of 35 cent/kWh in Germany.

# INNOVATIVE DESIGN PREMIUM COMFORT

PortaSplit can serve for various scenarios, including normal windows, French balcony windows and attic rooftop windows. Also suitable for office usage.



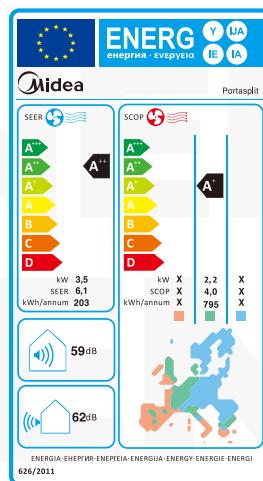
## HIGH ENERGY EFFICIENCY

PortaSplit has the same efficiency as a conventional split AC with the SEER of 6.1. Heating function is included due to heat pump technology with SCOP of 4.0.

SEER A++

SCOP A+

**3X** More Efficient\*



## STRONG COOLING PERFORMANCE

High performance and efficiency like a fixed installed split system. Heat is dispersed via a heat exchanger without pumping hot air out. Better cooling performance without a change in air pressure.

**4X** More Powerful\*

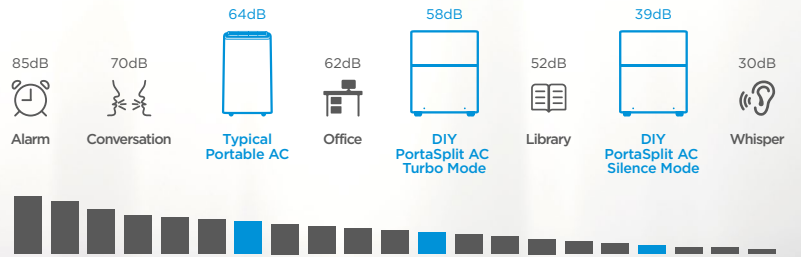


\*PortaSplit was tested according to Stiwa standard test conditions (30°C outdoor temp./24°C indoor temp) for portable AC's. The test results from the third party lab was compared to Stiwatest data from 2021.



## SILENT OPERATION

PortaSplit can automatically and subtly alter temperature for optimal comfort while sleeping. In silence mode, PortaSplit operates at 39dB(A), which is less than hearing light rain or refrigerator.



Enhanced soundproofing by triple layer special composite shielding the motor.

## HEAT PUMP TECHNOLOGY

Whole-room heating comfort with downward deflector to deliver hot airflow.



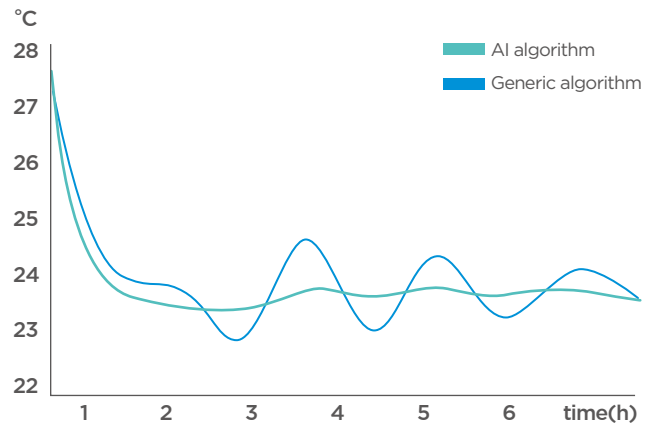
# INTELLIGENT ENERGY-SAVING

Less energy consumption with better energy efficiency than portable AC. The applied advanced AI algorithm reduces temperature fluctuation to provide smooth cooling during the whole day without sacrificing comfort.

More Than **INVERTER**

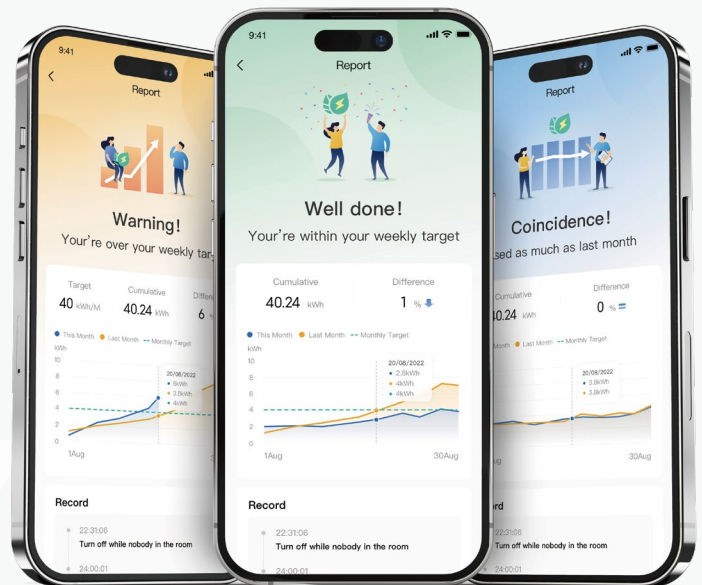
Better Efficiency with AI Algorithm

## Precise Temperature Control



## VISUALIZE YOUR ENERGY CONSUMPTION

- Receive energy consumption reports
- Check your usage history
- Get energy-saving tips



## OBVIOUSLY SMART

Manage your PortaSplit easily with SmartHome app for all the intelligent features you would expect.



SmartHome  
Smart Compatible




Google and Google Home are trademarks of Google LLC.



## EASY SET-UP PROCESS




Attach the bracket



Place the outdoor unit on the bracket



Get comfortable



## EASY LIFT AND EASY PLACE **9.9kg**

9.9kg light outdoor unit and strong metal bracket ensure the feasibility and safety of self set-up.

### Light outdoor unit

- Weighs as much as a flowerpot at 9.9kg
- Hidden handles on both sides for an easy lift

### Strong metal bracket

- No drilling or alteration required to the window frame
- Designed to hold the unit safely and securely
- Sturdy enough to resist extreme weather

## SAFETY ENSURANCE

Robust connection hose is designed to support the full weight of the outdoor unit and connected with the indoor unit. Its skinny design measured only 31mm thick and 58mm wide.



## Specifications

Model	PortaSplit
Brand	Midea
Power supply	230W/50Hz
Cooling (Standard Conditions) Capacity	12000Btu/hr
Heating (Standard Conditions) Capacity	11000Btu/hr
Cooling EEC / SEER	6.1
Enviroment temp. Range for Cooling Function	0°C-50°C
Heating EEC / SCOP	4.0
Enviroment temp. Range for Heating Function	0°C-30°C
Indoor Air Flow (Hi/Mi/Lo m³/h)	420/390/350
Indoor Sound Pressure Level [dB(A)]	49/47/44/39
Indoor Sound Power Level (dB)	59
Indoor Unit Dimension (HxWxD mm)	646*518*310
Indoor Unit Net Weight (kg)	32.5
Outdoor Air Flow/Max (m³/h)	1224
Outdoor Sound Pressure Level/Max [dB(A)]	56
Outdoor Sound Power Level/Max (dB)	62
Outdoor Unit Dimension (HxWxD mm)	438*498*257
Outdoor Unit Net Weight (kg)	9.9
Total Net Weight (IDU+ODU+Accessaries kg)	45
Packaging Dimension (IDU+ODU+Accessaries mm)	745*575*850
Length of the Tube	2m
Length of the Power Cable	1.8m
Wheel Number	4
Wheel With Brake (yes/no)	Yes
Bracket Normal Window (yes/no)	Yes
Bracket Roof Window (yes/no)	Optional
Bracket French Balcony (yes/no)	Optional
Length of the Foam Window Sealing (mm)	3700*170
Length of the Window Lock (mm)	50*20*15
Type of Refrigerant	R32
Qty of the Refrigerant (kg)	0.62
Model Name of Remote Control	RG10
APP Functions	GA,Cooling, Heating, Dry, Fan, Sleep curve, Timer, Electricity query, Energy saving report and so on.
Voice Control (Alexa, Google, Apple Siri...)	The same as split AC (Alexa, Google, Apple Siri...)
Loading Qty 40HQ	191

### What's in the box:

1 Outdoor Unit  
1 Indoor Unit  
1 Bracket  
1 Hot Air Stop

